

Modelling response to antiretroviral therapy without a genotype as a clinical tool for resource-limited settings

BA Larder, [AD Revell](#), D Wang, R Hamers, H Tempelman, R Barth, AMJ Wensing, C Morrow, R Wood, F DeWolf, R Kaiser, A Pozniak, HC Lane, JM Montaner

HIV Resistance Response Database Initiative

Abstract 34, International Workshop on HIV and Hepatitis Drug Resistance and Curative Strategies, June 7-10, Los Cabos, Mexico

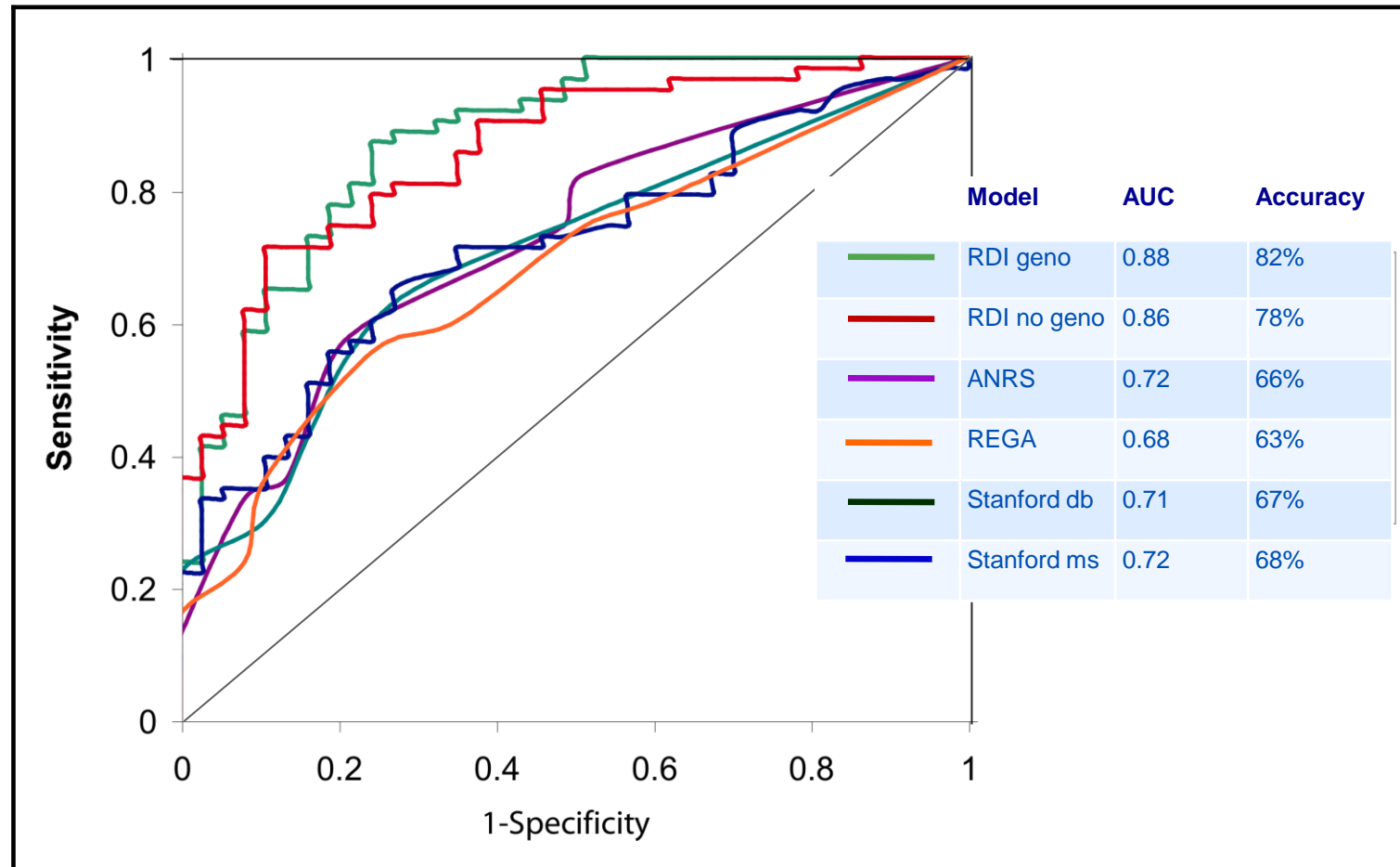
ART in resource-limited settings

- The WHO recently reported that at the end of 2010, 6.6 million people were receiving cART in resource-limited settings
- Treatments are failing at a comparable rate to other settings with resistance a significant factor
- Selecting the optimum drug combination after failure is a major challenge:
 - Resistance testing is not widely available
 - Treatment options are limited
 - Healthcare provider experience may be limited
- Could the RDI's approach be adapted to work without genotypes to help?

The RDI's approach

- RDI global database (75,000 patients) predominantly from 'rich' countries
- Patient response data, including the genotype, are used to train computational models (random forest) to predict probability of virological response
- RF models typically achieve accuracy of $\geq 80\%$ compared with 60-70% for GSS (genotyping + rules)
- Models now available as an aid to treatment selection through the on-line tool 'HIV-TRePS'
- Models trained to predict response without a genotype have relatively small ($\leq 5\%$) loss of accuracy
- 'No genotype' models trained specifically with data from 'rich' countries resembling 2nd line treatment in RLS were 82% accurate

ROC curves for RDI models with and without genotype and GSS from common rules systems



Larder BA *et al.* 49th ICAAC, 2009; H-894

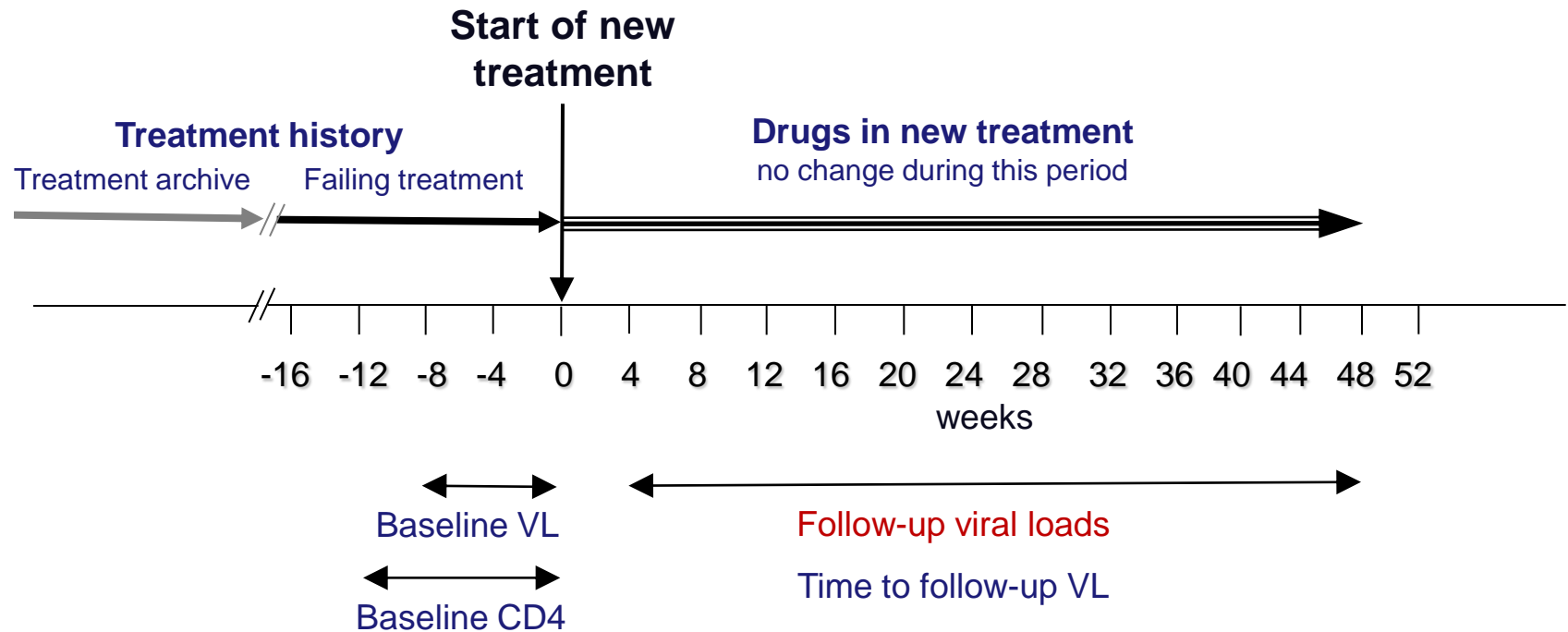
The issue of generalisability

- Our previous studies have shown that models are more accurate for patients from settings that are represented in the training data
- Our models are therefore evaluated not only during cross validation but with independent test sets and data from other settings
- Previous ‘no-genotype’ models were trained and tested with cases from ‘rich’ countries: Europe, Canada, USA, Australia, Japan
- ***How accurate would the RDI’s latest no-genotype models be for real cases from RLS?***

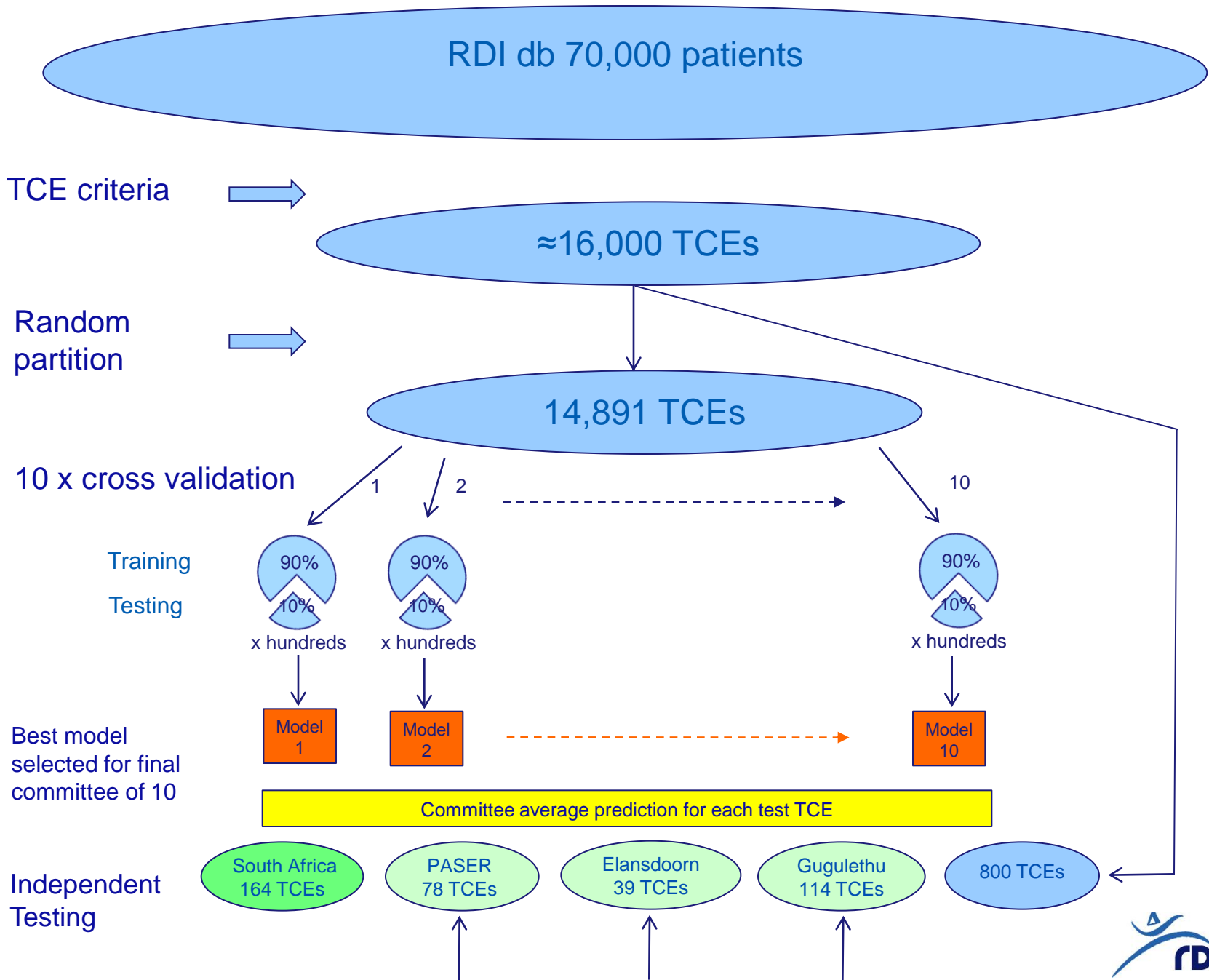
Current study objectives

1. To develop random forest (RF) models to predict virological response to cART without the use of genotype
2. To test these models with data from RLS
3. To use the models to identify potentially effective alternative regimens for cases of actual virological failure in RLS

The Treatment Change Episode (TCE)



Model output: Probability of the follow-up viral load <400 copies/ml



Results

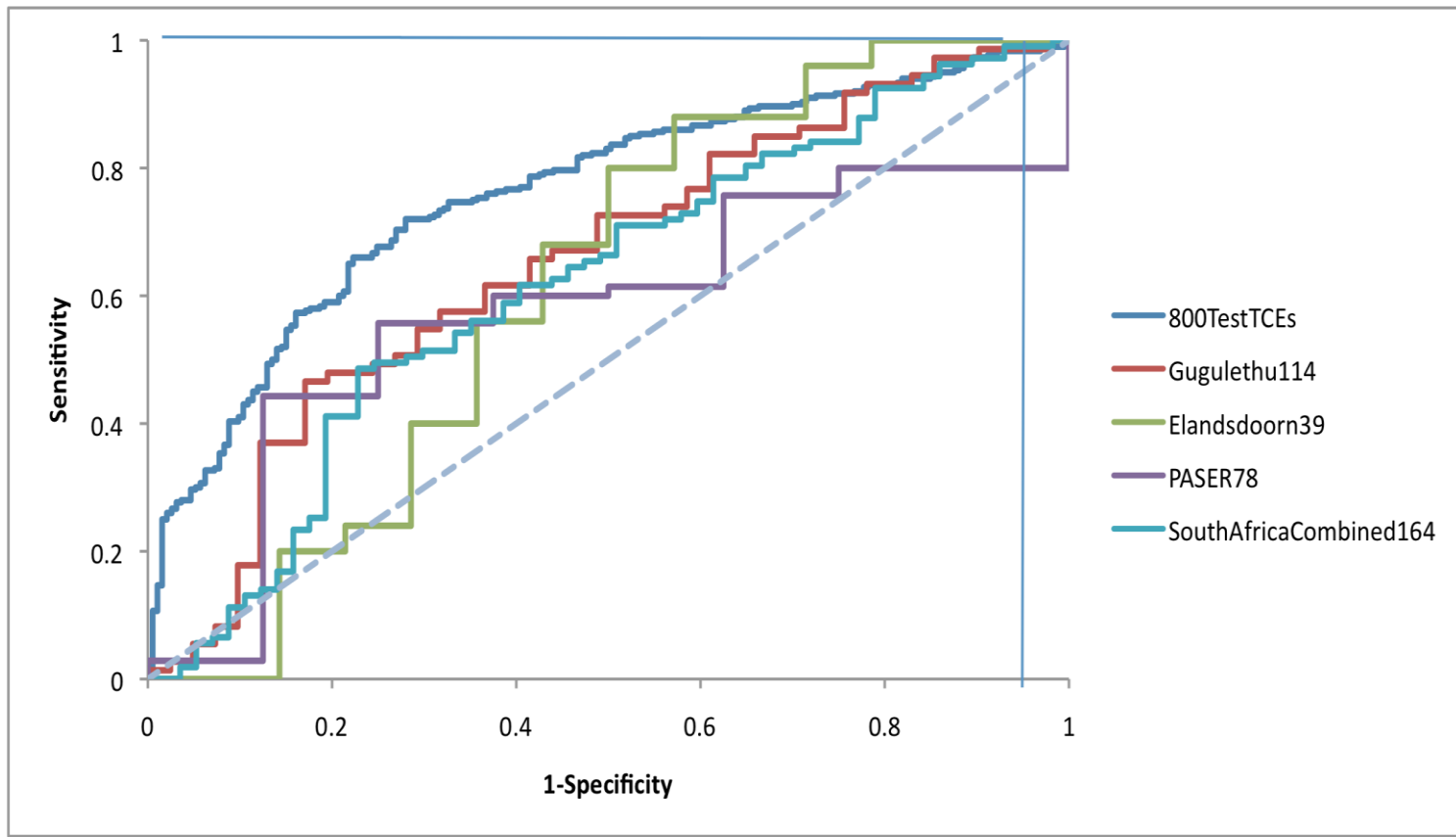
	Cross validation (n=14,891)	Test (n=800)	Gugulethu (n=114)	Elandsdoorn (n=39)	PASER (n=78)	South Africa (n= 164)
ROC AUC (95% CI)	0.77 (0.76, 0.78)	0.77 (0.73, 0.80)	0.65* (0.55, 0.76)	0.61 (0.40, 0.73)	0.58* (0.38, 0.77)	0.62** (0.53, 0.71)
Overall accuracy (95% CI)	72% (71%, 73%)	71% (68%, 74%)	67% (57%, 75%)	72% (55%, 85%)	71% (59%, 80%)	65% (57%, 72%)

Statistical comparison vs 800 test set using Delong's test for comparing ROC curves:

* Trend (P<0.1)

** Significant (P<0.01)

ROC curves



Results

	Cross validation (n=14,891)	Test (n=800)	Gugulethu (n=114)	Elandsdoorn (n=39)	PASER (n=78)	South Africa (n= 164)
ROC AUC (95% CI)	0.77 (0.76, 0.78)	0.77 (0.73, 0.80)	0.65* (0.55, 0.76)	0.61 (0.40, 0.73)	0.58* (0.38, 0.77)	0.62** (0.53, 0.71)
Overall accuracy (95% CI)	72% (71%, 73%)	71% (68%, 74%)	67% (57%, 75%)	72% (55%, 85%)	71% (59%, 80%)	65% (57%, 72%)

* 3-drug regimens including one PI with no PIs in history

Performance of 2009 RF model trained and tested with cases with no PIs in their history

	Gugulethu (n=109)	Elandsdoorn (n=39)	PASER (n=73)	South Africa (n= 158)
ROC AUC	0.59	0.64	0.63	0.60
Overall accuracy	61%	62%	70%	60%

In silico analysis

- Cases from the RLS were identified where the new treatment failed and this was predicted by the models
- Models used the baseline data to predict responses to multiple alternative 3-drug regimens involving only those drugs in use in the centre(s)

	Gugulethu	Elandsdoorn	PASER	South Africa
No. of correctly predicted failures (total no. of failures)	26 (41)	7 (14)	6 (8)	34 (57)
No. (%) for which alternatives were found that were predicted to be effective	20 (77%)	6 (86%)	2 (33%)	27 (79%)

Conclusions

- RF models that do not require a genotype, trained with large datasets from resource-rich countries, are accurate predictors of virological response for cases from those countries
- These models are approximately 5% less accurate than is typical for models that use the genotype for their predictions
- The models are less accurate for cases from southern Africa but comparable to genotyping with rules-based interpretation
- The models have the potential to predict and avoid treatment failure by identifying effective, alternative, practical regimens
- We feel this approach has potential utility as an aid to the management of treatment failures in RLS.

Next steps

- A version of the RDI on-line treatment tool, HIV-TRePS, that does not require a genotype is being made available
- Data are being collected from RLS, and sub-Saharan Africa in particular, to develop region-specific models with the aim of maximising the accuracy of response prediction in these settings.

Thanks to our data contributors

- AREVIR database, c/o the University of Cologne, Germany: *Rolf Kaiser*
- BC Centre for Excellence in HIV/AIDS: *Richard Harrigan & Julio Montaner*
- Chelsea and Westminster Hospital, London: *Brian Gazzard, Anton Pozniak & Mark Nelson*
- CPCRA: *John Bartlett, Mike Kozal, Jody Lawrence*
- Desmond Tutu HIV Centre, Cape town, South Africa: *Carl Morrow and Robin Wood*
- “Dr. Victor Babes” Hospital for Infectious and Tropical Diseases, Bucharest, Romania: *Luminita Ene*
- Federal University of Sao Paulo, Sao Paulo, Brazil: *Ricardo Diaz & Cecilia Sucupira*
- Fundacion IrsiCaixa, Badelona: *Bonaventura Clotet & Lidia Ruiz*
- Gilead Sciences: *Michael Miller and Jim Rooney*
- Hôpital Timone, Marseilles, France: *Catherine Tamalet*
- Hospital Clinic Barcelona: *Jose Gatell & Elisa Lazzari*
- Hospital of the JW Goethe University, Frankfurt: *Schlomo Staszewski*
- ICONA: *Antonella Monforte & Alessandro Cozzi-Lepri*
- Italian MASTER Cohort (c/o University of Brescia, Italy): *Carlo Torti*
- Italian ARCA database, University of Siena, Siena, Italy: *Maurizio Zazzi*
- The Kirby Institute, University of New South Wales, Sydney, Australia: *Sean Emery and Mark Boyd*
- National Institutes of Allergy and Infectious Diseases: *Cliff Lane, Julie Metcalf, Robin Dewar*
- National Institute of Infectious Diseases, Tokyo: *Wataru Sugiura*
- Ndlovu Medical Centre, Elandsdoorn, South Africa: *Roos Barth & Hugo Tempelman*
- Netherlands HIV Monitoring Foundation, Amsterdam, The Netherlands : *Frank DeWolf & Joep Lange*
- PharmAccess Foundation, AMC, Amsterdam, The Netherlands: *Raph Hamers, Rob Schuurman & Joep Lange*
- Ramon y Cajal Hospital, Madrid, Spain: *Maria-Jesus Perez-Elias*
- Royal Free Hospital, London, UK: *Anna Maria Geretti*
- Sapienza University, Rome, Italy: *Gabriella d’Ettorre*
- Tibotec Pharmaceuticals: *Gaston Picchio and Marie-Pierre deBethune*
- US Military HIV Research Program: *Scott Wegner & Brian Agan*

and a special thanks to all their patients.

